

Welcome to EOY SLO Training

Presenter:

Dr. Thamesia Handford
Appraisal Manager

thandford1@saisd.net



Agenda

- Sign-In
- MOY Corrective Feedback
- EOY Activities





Validation Process


1. Review Student Growth Tracker


Program Activities Additional SLO


Program Access Contains 1 Activity

 [Teacher Information - START HERE *](#)
Last Status Update - 03/28/2024 @ 8:26 AM

 Student Learning Objectives Form and Baseline Placement of Student Contains 2 Activities
Last Status Update - 03/27/2024 @ 4:27 PM

 Middle of Year Progress and Student Learning Objectives Mid-Year Review and Approval Contains 2 Activities
Last Status Update - 06/27/2023 @ 3:55 PM

 End of Year Progress and Student Learning Objectives Final Review and Approval Contains 2 Activities
Last Status Update - 06/27/2023 @ 3:54 PM

 [Student Growth Tracker](#)

(Super User) SGT Fields Contains 1 Activity



Validation Process

2. Review ISP

3. Review TSP

4. Progress #1 & #2

Course	Initial Skill Profile Level	Target Skill Profile Growth Goal	Evidence of Student Progress #1	Evidence of Student Progress #2	MOY Progress Toward Targeted Growth Goal
HD	Below Typical	Typical	On Track	On Track	On Track
HD	Below Typical	Typical	On Track	On Track	On Track
HD	Above Typical	Well Above Typical	On Track	Ahead	On Track
HD	Below Typical	Typical	On Track	On Track	On Track
HD	Typical	Above Typical	Student Withdrawn	Student Withdrawn	Student Withdrawn
HD	Typical	Above Typical	On Track	On Track	On Track
Blast	Typical	Above Typical	On Track	On Track	On Track
Blast	Typical	Above Typical	On Track	On Track	On Track
Blast	Below Typical	Typical	On Track	On Track	On Track
Blast	Below Typical	Typical	On Track	On Track	On Track
Blast	Below Typical	Typical	On Track	On Track	On Track
Blast	Well Below Typical	Below Typical	On Track	On Track	On Track
HD	Typical	Above Typical	On Track	On Track	On Track
Blast	Well Below Typical	Below Typical	On Track	On Track	On Track



Validation Process

Body of Evidence #1 Teacher Comment *

Please upload 3 samples of student work for this body of evidence (On Track, Off Track, Above Track). Please label the samples as “Off Track”, “On Track” “Above Track”.

Please provide a response to the following prompts.

- Explain the project/assignment selected for the body of evidence.
- What TEKS are addressed in the assignment?
- How does this assignment connect to the SLO being completed?
- What criteria did you use to determine if the student work was “On Track” “Off Track” or “Above Track”

* HD workbooks (check-ins) are used to monitor student's progress over decoding multisyllabic words.



Upload Evidence #1 *



off-tack HD.jpg

1/3/2024 7:33 AM by



on track HD.jpg

1/3/2024 7:33 AM by



Above Track HD.jpg

1/3/2024 7:33 AM by



Validation Process

Course	Initial Skill Profile Level	Target Skill Profile Growth Goal	Evidence of Student Progress #1	Evidence of Student Progress #2	MOY Progress Toward Targeted Growth Goal
HD	Below Typical	Typical	On Track	On Track	On Track
HD	Below Typical	Typical	On Track	On Track	On Track
HD	Above Typical	Well Above Typical	On Track	Ahead	On Track
HD	Below Typical	Typical	On Track	On Track	On Track
HD	Typical	Above Typical	Student Withdrawn	Student Withdrawn	Student Withdrawn
HD	Typical	Above Typical	On Track	On Track	On Track
Blast	Typical	Above Typical	On Track	On Track	On Track
Blast	Typical	Above Typical	On Track	On Track	On Track
Blast	Below Typical	Typical	On Track	On Track	On Track
Blast	Below Typical	Typical	On Track	On Track	On Track
Blast	Below Typical	Typical	On Track	On Track	On Track
Blast	Well Below Typical	Below Typical	On Track	On Track	On Track
HD	Typical	Above Typical	On Track	On Track	On Track
Blast	Well Below Typical	Below Typical	On Track	On Track	On Track

MOY Validation Process

Body of Evidence #2 Teacher Comment *




Please upload 3 samples of student work for this body of evidence (On Track, Off Track, Above Track). Please label the samples as “Off Track”, “On Track” “Above Track”.


Please provide a response to the following prompts.

- Explain the project/assignment selected for the body of evidence.
- What TEKS are addressed in the assignment?
- How does this assignment connect to the SLO being completed?
- What criteria did you use to determine if the student work was “On Track” “Off Track” or “Above Track”


Upload Evidence #2 *

 Above one minute.jpg
1/4/2024 7:36 AM by




 On track one minute.jpg
1/4/2024 7:37 AM by



 Off track one minute.jpg
1/4/2024 7:37 AM by

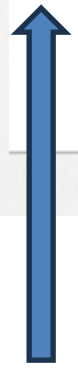


MOY Corrections

 Middle of Year Progress and Student Learning Objectives Mid-Year Review and Approval Last Status Update - 04/09/2024 @ 10:41 AM 

  **Middle of Year Progress *** 
Last Status Update - 04/09/2024 @ 10:41 AM

  **Student Learning Objectives Mid-Year Review and Approval *** 
Last Status Update - 03/19/2024 @ 4:18 PM



Student Learning Objectives Mid-Year Review and Approval

Please upload 3 samples of student work for this body of evidence (On Track, Off Track, Above Track). Please label the samples as “Off Track”, “On Track” “Above Track”. Please provide a response to the following prompts.

- Explain the project/assignment selected for the body of evidence.
- What TEKS are addressed in the assignment?
- How does this assignment connect to the SLO being completed?
- What criteria did you use to determine if the student work was “On Track” “Off Track” or “Above Track”



Do the samples represent the range of student achievement on the assignment?

Which syllable is circled? UNIT 8

off track

CHALLENGING	Closed	Open	VCE
pas•sage	pas		sage
na•tive		na	ive
cab•bage		cab	bage
pave•ment		pave	ment

CHALLENGING	Closed	Open	VCE
in•flate		in	late
re•pack•age		re	pack
pri•vate		pri	vate
cap•i•vate		cap	i•vate

CHALLENGING	Closed	Open	VCE
del•i•cious		del	i•cious
meth•e•scope		meth	e•scope
re•pul•sive		re	pul•sive
frus•trate		frus	trate

Which syllable is circled? UNIT 7

On track -2

CHALLENGING	Closed	Open	VCE
tad•pole	tad		pole
u•gale	u	ga	le
fire•man	fire	man	
mi•grate		mi	grate

CHALLENGING	Closed	Open	VCE
o•zone		o	zone
o•zone		o	zone
o•zone		o	zone
o•zone		o	zone
o•zone		o	zone

CHALLENGING	Closed	Open	VCE
an•t•i•scope	an	ti	scope
an•t•i•scope	an	ti	scope
an•t•i•scope	an	ti	scope
an•t•i•scope	an	ti	scope
an•t•i•scope	an	ti	scope

Which syllable is circled? UNIT 8

Above 100%

CHALLENGING	Closed	Open	VCE
pas•sage	pas		sage
na•tive		na	ive
cab•bage		cab	bage
pave•ment		pave	ment

CHALLENGING	Closed	Open	VCE
in•flate		in	late
re•pack•age		re	pack
pri•vate		pri	vate
cap•i•vate		cap	i•vate

CHALLENGING	Closed	Open	VCE
del•i•cious	del	i	cious
meth•e•scope	meth	e	scope
re•pul•sive	re	pul	sive
frus•trate	frus		trate



Approved or Not Approved

Approval Status *



Select One



Select One

Approved

Not Approved

Appraiser Signature *



EOY SLO Requirements

  **Teacher Information - START HERE ***
Last Status Update - 06/28/2023 @ 8:24 AM



 Student Learning Objectives Form and Baseline Placement of Student Last Status Update - 06/28/2023 @ 8:25 AM



Contains 2 Activities

 Middle of Year Progress and Student Learning Objectives Mid-Year Review and Approval Last Status Update - 06/27/2023 @ 3:55

Contains 2 Activities

 End of Year Progress and Student Learning Objectives Final Review and Approval Last Status Update - 06/27/2023 @ 3:54 PM



Contains 2 Activities

 Student Growth Tracker



 End of Year Progress and Student Learning Objectives Final Review and Approval Last Status Update - 06/27/2023 @ 3:54 PM 

  End of Year Progress *  

Last Status Update - 06/27/2023 @ 3:55 PM

  Student Learning Objectives Final Review and Approval *  

Last Status Update - 06/27/2023 @ 3:54 PM



 Student Growth Tracker 



EOY Progress in Performance Matters

End of Year

Evidence of Student Progress #3 * Evidence of Student Progress #4 * Evidence of Student Progress #5 * EOY Student Skill Level *

Select One Select One Select One Select One

Notice:    

When Student Information is complete, use the arrow on the left (^) to minimize the form and select another student.

The teacher will indicate the student status for BOE #3-#5. Indicators are:

- On-Track
- Off-Track
- Ahead
- Student Withdrawn



End of Year

Evidence of Student Progress #3 *



On Track



Evidence of Student Progress #4 *



Off Track



Evidence of Student Progress #5 *



On Track



EOY Student Skill Level *



Typical



Select One

Well Above Typical

Above Typical

Typical

Below Typical

Well Below Typical

Student no longer active

Notice:

When Student Information is complete, use the arrow on the form and select another student.



EOY SLO Requirements

Program Activities

Additional SLO

Program Access

Contains 1 Activity



Teacher Information - START HERE *

Last Status Update - 03/28/2024 @ 8:26 AM



Student Learning Objectives Form and Baseline Placement of Student Last Status Update - 03/27/2024 @ 4:27 PM

Contains 2 Activities



Middle of Year Progress and Student Learning Objectives Mid-Year Review and Approval Last Status Update - 06/27/2023 @ 3:55 PM

Contains 2 Activities



End of Year Progress and Student Learning Objectives Final Review and Approval Last Status Update - 06/27/2023 @ 3:54 PM

Contains 2 Activities



Student Growth Tracker

(Super User) SGT Fields

Contains 1 Activity



EOY SLO Requirements

Course	Initial Skill Profile Level	Target Skill Profile Growth Goal	Evidence of Student Progress #1	Evidence of Student Progress #2	MOY Progress Toward Targeted Growth Goal	Evidence of Student Progress #3	Evidence of Student Progress #4	Evidence of Student Progress #5	EOY Student Skill Level	Does the EOY Student Skill Level Meet or Exceed Expected Growth?
HD	Below Typical	Typical	On Track	On Track	On Track	On Track	On Track	On Track	Typical	YES
HD	Below Typical	Typical	On Track	On Track	On Track	Off Track	On Track	On Track	Typical	YES
HD	Above Typical	Well Above Typical	On Track	Ahead	On Track	On Track	Ahead	Ahead	Well Above Typical	YES
HD	Below Typical	Typical	On Track	On Track	On Track	On Track	Off Track	On Track	Typical	YES
HD	Typical	Above Typical	Student Withdrawn	Student Withdrawn	Student Withdrawn	Student Withdrawn	Student Withdrawn	Student Withdrawn	Student no longer active	
HD	Typical	Above Typical	On Track	On Track	On Track	On Track	On Track	On Track	Above Typical	YES
Blast	Typical	Above Typical	On Track	On Track	On Track	Off Track	On Track	On Track	Above Typical	YES
Blast	Typical	Above Typical	On Track	On Track	On Track	On Track	On Track	On Track	Above Typical	YES
Blast	Below Typical	Typical	On Track	On Track	On Track	On Track	On Track	On Track	Typical	YES
Blast	Below Typical	Typical	On Track	On Track	On Track	On Track	On Track	On Track	Typical	YES
Blast	Below Typical	Typical	On Track	On Track	On Track	On Track	Off Track	On Track	Typical	YES
Blast	Well Below Typical	Below Typical	On Track	On Track	On Track	On Track	On Track	On Track	Typical	YES
HD	Typical	Above Typical	On Track	On Track	On Track	Ahead	Ahead	Ahead	Well Above Typical	YES
Blast	Well Below Typical	Below Typical	On Track	On Track	On Track	On Track	Off Track	On Track	Below Typical	YES



 End of Year Progress and Student Learning Objectives Final Review and Approval Last Status Update - 06/27/2023 @ 3:54 PM 

  End of Year Progress *
Last Status Update - 06/27/2023 @ 3:55 PM 

  Student Learning Objectives Final Review and Approval *
Last Status Update - 06/27/2023 @ 3:54 PM



 Student Growth Tracker



EOY SLO Requirements

Started by TrueNorth Administrator. Last update July 20, 2023 at 06:45:03 PM by TrueNorth Administrator.
0 of 12 required fields contain data.

Body of Evidence #3 Teacher Comments *

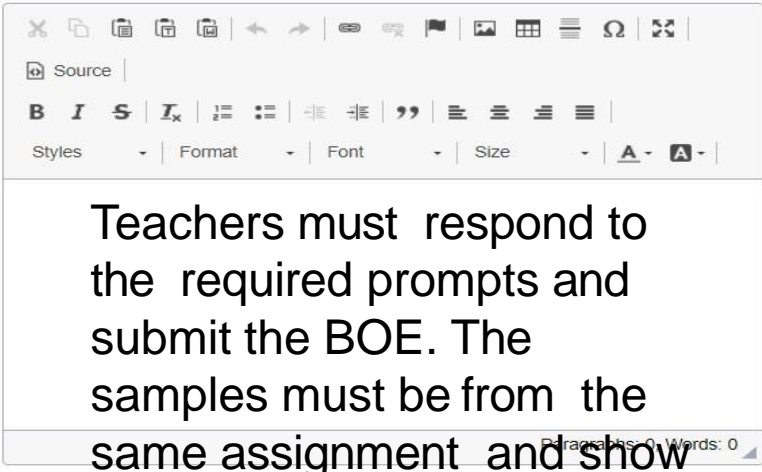
Please upload 3 samples of student work for this body of evidence (On Track, Off Track, Above Track). Please label the samples as "Off Track", "On Track" "Above Track".

Please provide a response to the following prompts.

- Explain the project/assignment selected for the body of evidence.
- What TEKS are addressed in the assignment?
- How does this assignment connect to the SLO being completed?
- What criteria did you use to determine if the student work was "On Track" "Off Track" or "Above Track"

Upload Evidence #3 *

Attach File ?

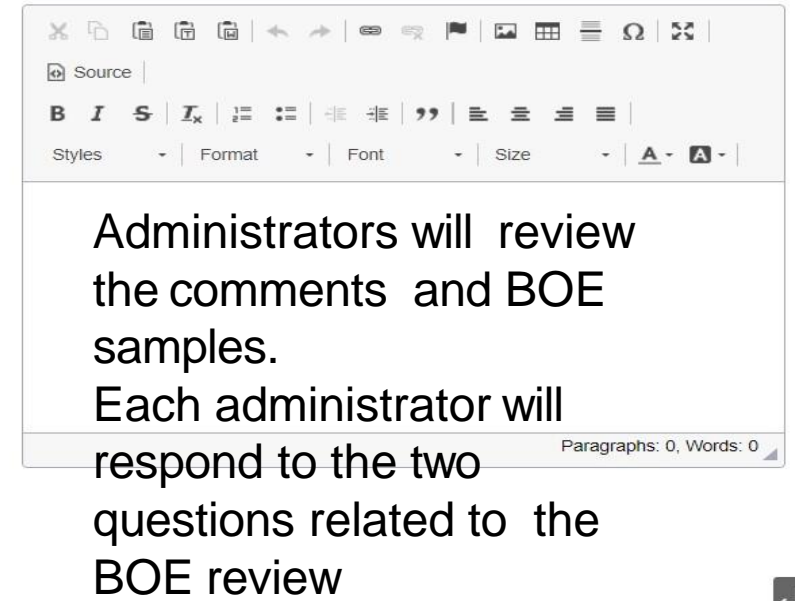


Teachers must respond to the required prompts and submit the BOE. The samples must be from the same assignment and show the different levels of performance.

Body of Evidence #3 Admin Comments *

Please review the teacher comments and the three samples uploaded by the teacher.

- Does the assignment align to the teacher's SLO?
- Do the samples represent the range of student achievement on the assignment?



Administrators will review the comments and BOE samples. Each administrator will respond to the two questions related to the BOE review



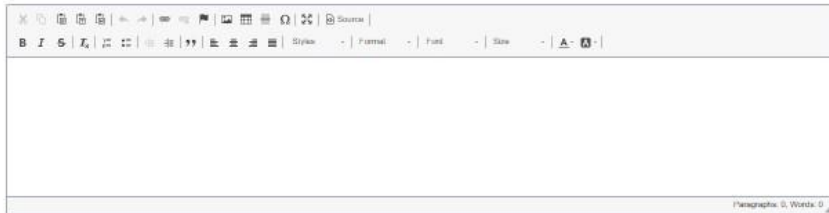
Repeat for Body of Evidence 4 & 5

Body of Evidence #3 Teacher Comments *

Please upload 3 samples of student work for this body of evidence (On Track, Off Track, Above Track). Please label the samples as "Off Track", "On Track", "Above Track".

Please provide a response to the following prompts:

- Explain the project/assignment selected for the body of evidence.
- What TEKS are addressed in the assignment?
- How does this assignment connect to the SLO being completed?
- What criteria did you use to determine if the student work was "On Track", "Off Track" or "Above Track"?



A rich text editor interface with a toolbar containing icons for undo, redo, bold, italic, strikethrough, text color, background color, bulleted list, numbered list, link, unlink, source, and a link icon. Below the toolbar are text formatting options: Bold (B), Italic (I), Strikethrough (ABC), Text Color (A), Background Color (A), Bulleted List (List), Numbered List (List), Link (Link), Unlink (Link), Source (Source), and a link icon. The main text area is empty. At the bottom right, it says "Paragraph 0, Words 0".

Upload Evidence #3 *

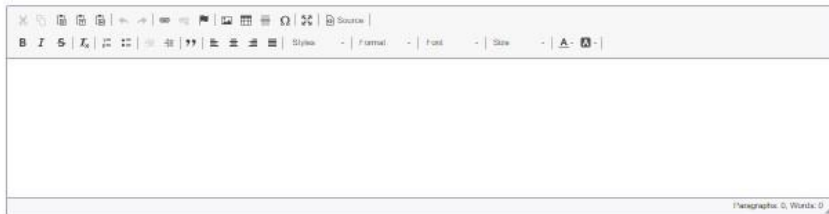
Attach File

Body of Evidence #4 Teacher Comments *

Please upload 3 samples of student work for this body of evidence (On Track, Off Track, Above Track). Please label the samples as "Off Track", "On Track", "Above Track".

Please provide a response to the following prompts:

- Explain the project/assignment selected for the body of evidence.
- What TEKS are addressed in the assignment?
- How does this assignment connect to the SLO being completed?
- What criteria did you use to determine if the student work was "On Track", "Off Track" or "Above Track"?



A rich text editor interface with a toolbar containing icons for undo, redo, bold, italic, strikethrough, text color, background color, bulleted list, numbered list, link, unlink, source, and a link icon. Below the toolbar are text formatting options: Bold (B), Italic (I), Strikethrough (ABC), Text Color (A), Background Color (A), Bulleted List (List), Numbered List (List), Link (Link), Unlink (Link), Source (Source), and a link icon. The main text area is empty. At the bottom right, it says "Paragraph 0, Words 0".

Upload Evidence #4 *

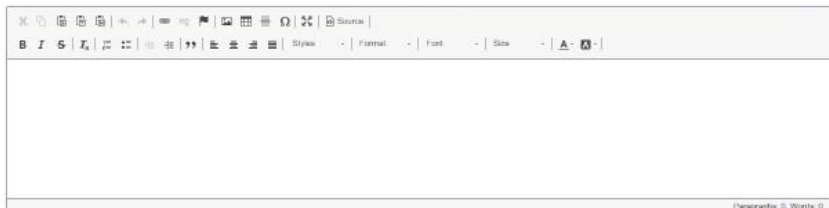
Attach File

Body of Evidence #5 Teacher Comments *

Please upload 3 samples of student work for this body of evidence (On Track, Off Track, Above Track). Please label the samples as "Off Track", "On Track", "Above Track".

Please provide a response to the following prompts:

- Explain the project/assignment selected for the body of evidence.
- What TEKS are addressed in the assignment?
- How does this assignment connect to the SLO being completed?
- What criteria did you use to determine if the student work was "On Track", "Off Track" or "Above Track"?



A rich text editor interface with a toolbar containing icons for undo, redo, bold, italic, strikethrough, text color, background color, bulleted list, numbered list, link, unlink, source, and a link icon. Below the toolbar are text formatting options: Bold (B), Italic (I), Strikethrough (ABC), Text Color (A), Background Color (A), Bulleted List (List), Numbered List (List), Link (Link), Unlink (Link), Source (Source), and a link icon. The main text area is empty. At the bottom right, it says "Paragraph 0, Words 0".

Upload Evidence #5 *

Attach File

Body of Evidence #3 Admin Comments *

Please review the teacher comments and the three samples uploaded by the teacher.

- Does the assignment align to the teacher's SLO?
- Do the samples represent the range of student achievement on the assignment?



A rich text editor interface with a toolbar containing icons for undo, redo, bold, italic, strikethrough, text color, background color, bulleted list, numbered list, link, unlink, source, and a link icon. Below the toolbar are text formatting options: Bold (B), Italic (I), Strikethrough (ABC), Text Color (A), Background Color (A), Bulleted List (List), Numbered List (List), Link (Link), Unlink (Link), Source (Source), and a link icon. The main text area is empty. At the bottom right, it says "Paragraph 0, Words 0".

Body of Evidence #4 Admin Comments *

Please review the teacher comments and the three samples uploaded by the teacher.

- Does the assignment align to the teacher's SLO?
- Do the samples represent the range of student achievement on the assignment?



A rich text editor interface with a toolbar containing icons for undo, redo, bold, italic, strikethrough, text color, background color, bulleted list, numbered list, link, unlink, source, and a link icon. Below the toolbar are text formatting options: Bold (B), Italic (I), Strikethrough (ABC), Text Color (A), Background Color (A), Bulleted List (List), Numbered List (List), Link (Link), Unlink (Link), Source (Source), and a link icon. The main text area is empty. At the bottom right, it says "Paragraph 0, Words 0".

Body of Evidence #5 Admin Comments *

Please review the teacher comments and the three samples uploaded by the teacher.


- Does the assignment align to the teacher's SLO?
- Do the samples represent the range of student achievement on the assignment?





A rich text editor interface with a toolbar containing icons for undo, redo, bold, italic, strikethrough, text color, background color, bulleted list, numbered list, link, unlink, source, and a link icon. Below the toolbar are text formatting options: Bold (B), Italic (I), Strikethrough (ABC), Text Color (A), Background Color (A), Bulleted List (List), Numbered List (List), Link (Link), Unlink (Link), Source (Source), and a link icon. The main text area is empty. At the bottom right, it says "Paragraph 0, Words 0".




EOY Check-in Documented in Performance Matters


Teacher Signature * 


Teacher: Please scroll to the top and click the EMAIL icon to send a notification that this has been completed.

 District Administrator... 

District Admin: Please scroll to the top and click the EMAIL icon to send a notification that this has been completed.

Approval Status * 

Select One 

Appraiser Signature * 

Teacher Signature is required for EOY

Administrators will either “approve” or “not approve” the EOY submission by the teacher.

Administrator signature is required



Body of Evidence (Admin Comment)

Please review the teacher comments and the three samples uploaded by the teacher.

Does the assignment align to the teacher's SLO?

Do the samples represent the range of student achievement on the assignment?





Approval Status *



Select One



Select One

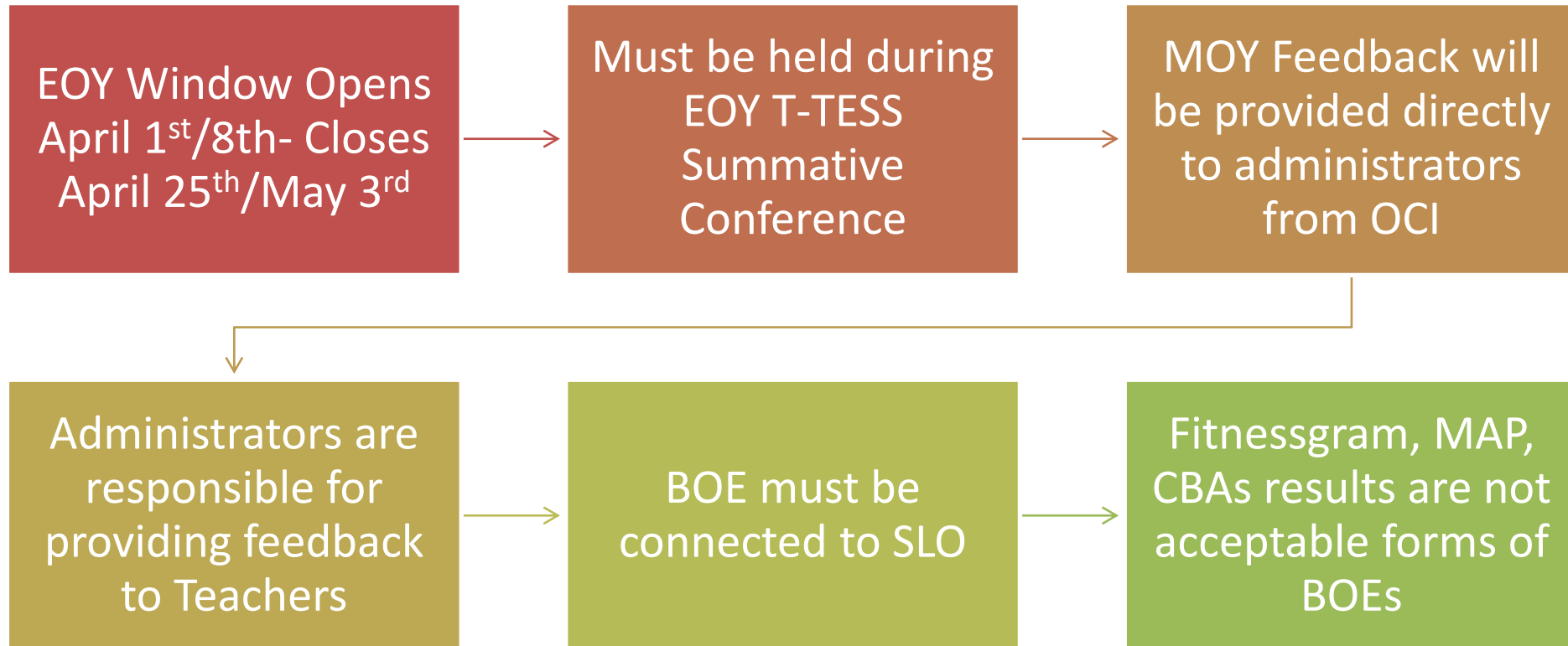
Approved

Not Approved

Appraiser Signature *



Q & A



Resources and Information

saisd.net/MTIresources

Office of Continuous Improvement

210-554-2630

